

FEATURES

1. Vapor phase solderable, IR-reflow solderable.
2. Insert molding of terminals and ultrasonic welding.
3. Washable type is fully sealed construction and permits washing with freon, alcohol, Water and steam as well.
4. Double contacts offers high reliability.

SPECIFICATIONS

CONTACT RATING: 25mA @24 VDC (switching Rating)
 100mA @50VDC(non-switching Rating)
 ELECTRICAL LIFE: 2,000 operations min. @ 24VDC,25mA
 CONTACT RESISTANCE: 50 mΩmax. initial
 INSULATION RESISTANCE: 100 MΩmin. at 500 VDC
 DIELECTRIC STRENGTH: 300 V RMS /1 min
 OPERATION FORCE: 800 gf
 STORAGE TEMPERATURE: -40° C to 85° C
 CIRCUIT: SPST

MATERIALS

COVER: UL94V-0 PBT, Thermoplastic(Black)
 BASE: UL94V-0 PBT, Thermoplastic(Black)
 ACTUATOR: UL94V-0 PPA, Thermoplastic(white)
 CONTACT PLATING: Gold plating over nickel
 TERMINAL PLATING: Tin-Lead
 TAPE: Teflon

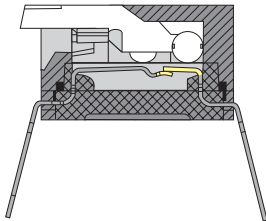
SOLDERING AND CLEANING PROCESSES

- △ Keep all switch contacts in their "ON" position for all operations.
- △ HAND SOLDERING: Use a soldering iron of 30 Watts controlled at 608° F (320° C) approximately 2 seconds.

- △ CLEANING PROCESSES: Flux clean using force rinse, high agitation or triple bath cleaning method, Freon TF or TE give excellent results. When vapor methods are used, do not subject the switch to solvents at temperature above 125° F (51° C)
- △ REFLOW SOLDERING: The peak temperature of the reflow oven should be set to 240° C max.

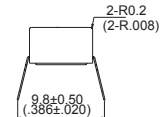
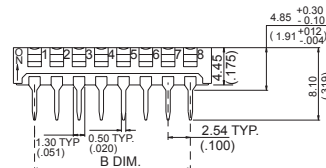
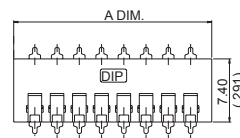
E
4

CONTACT SYSTEM OF PI SERIES

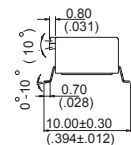
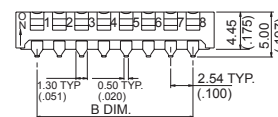
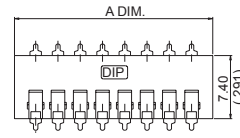


DIMENSIONS

PI

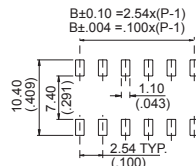
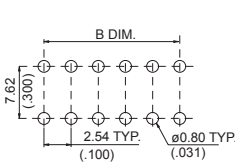


PM



General Tolerance: ±0.2mm(±0.008")

P.C.B LAYOUT



PI SERIES

PM SERIES

HOW TO ORDER



Package Style:
 0= Tube
 ▲ 1= Tape & Reel
 <▲ T/R Pack Only For PM>

Wash:
 0= Washable
 1= Non-Washable

Actuator Type
 0= Short Actuator
 1= Long Actuator

Number Of Positions:
 02 = 2 Positions
 04 = 4 Positions
 06 = 6 Positions
 08 = 8 Positions
 10 = 10 Positions

PI= Piano Type (IC Type) Dip Switch
 PM= Piano Type (S.M.T. Type) Dip Switch

MODELS

POS NO.	A DIM.	B DIM.
12	32.77(1.290)	27.94(1.100)
* 10	27.69(1.090)	22.86(.900)
9	25.15(.990)	20.32(.800)
* 8	22.61(.890)	17.78(.700)
7	20.07(.790)	15.24(.600)
* 6	17.53(.690)	12.70(.500)
5	14.99(.590)	10.16(.400)
* 4	12.45(.490)	7.62(.300)
3	9.91(.390)	5.08(.200)
* 2	7.37(.290)	2.54(.100)

* AVAILABLE

*All DIP switches are shipped in standard IC Tubes or Tape & Reel Package with all poles in the "ON" position